



# Big Data & Analytics (BD&A) Practice

## Overview & Services Offerings

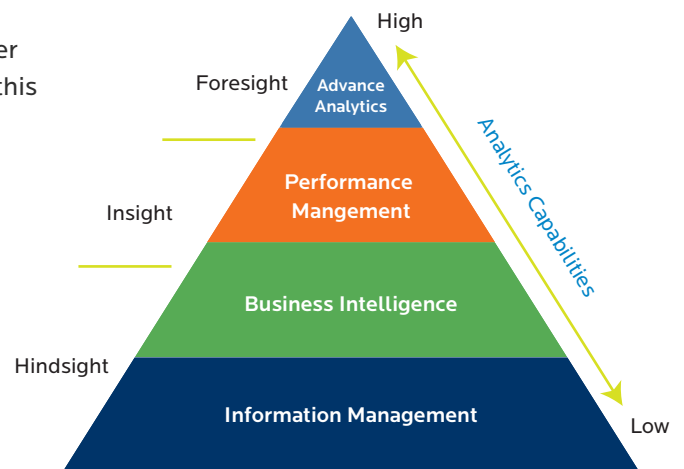
### The Journey to Advanced Analytics

As an early pioneer of high value BI solutions in the SAP partner ecosystem, Birlasoft has evolved our longstanding heritage in this space with our Big Data and Analytics (BD&A) practice.

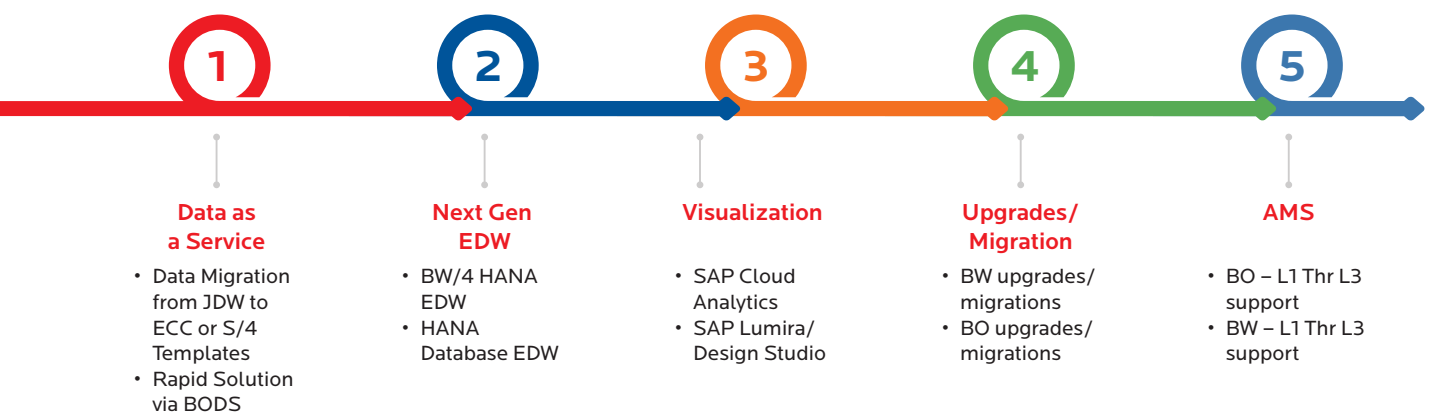
We enable our customer's journey into Advanced Analytics spanning **Big Data, HANA, Predictive and Machine Analytics**.

Birlasoft's BD&A Practice provides different models for different needs, using an industry-first focused approach, leveraging our global footprint and **500+ BD&A practitioners**.

Birlasoft draws on over **200 BD&A projects** delivered using **pre-built, industry and LoB specific** solutions and **toolsets** to enable insight and improve performance.



### Birlasoft BD&A Offering



## Data as a Service Offering

### Data Migration Planning

- Industry based experience on data migration
- Templates for source data mapping

### Data Execution

- KPIT's data migration RDM tool
- Data migration covering Masters and Transactional business data with targets systems as ECC or S/4 HANA

### Testing & Customer Credits

- Validations routines for migrated data
- 3 to 4 large customer engagements where Data migration was carried out from JDE to ECC, HCM to SFSF

## Next Gen EDW

### Why We Need EDW

- Next Gen EDW – Enterprise Data warehouse is need of hr
- Multiple data integration points , lot of data available to make sense and decision
- Customers needs platform who can provide data integration

### BW/4 HANA Native HANA Database

- KPIT has developed decision tree or POV for customer to choose which EDW platform to go for
- Proven experience on BW/4 HANA and Native HANA based EDW
- Accelerator for contents activation on BW/4 HANA

### Customer Credits

- Out of the box reporting based on EDW platform
- Demos of BW/4 HANA Capabilities
- Demos of Native HANA Capabilities
- Several customer success stories for EDW

## Visualization

### What is Visualization

- Without correct presentation data has no meaning
- Customer are always in need of new or innovative ways of presenting the information for faster decision
- Self Service BI and Canned reporting is way forward

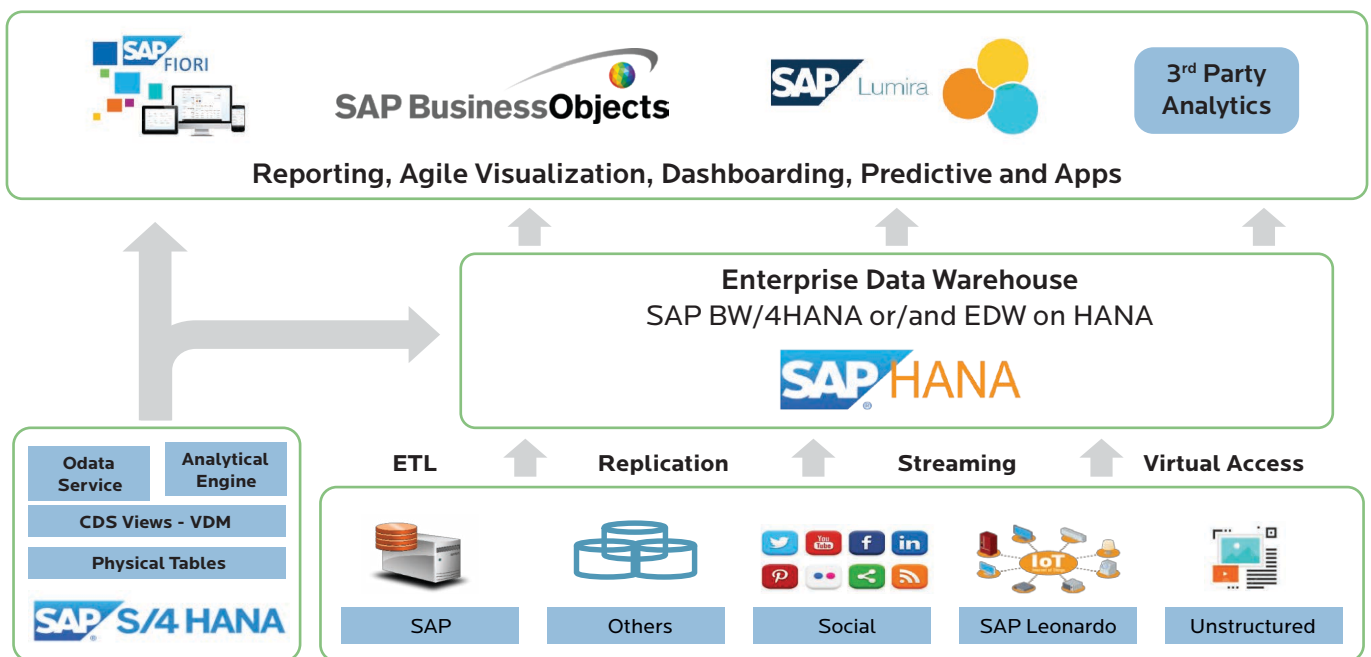
### Lumira / Design Studio / Cloud Analytics

- KPIT has developed industry based album of dashboards or KPI
- Vast experience on classic BO platform and recent visualization trends using Lumira & Cloud Analytics
- KPIT runs SAP BO Product supports since last 13 yrs
- Among 1st to implement SAP Connected good integration with Cloud Analytics

### Customer Credits

- Industry based KPI and Dashboards demos available as next steps with customers
- Several customer success stories across all geo

## Roadmap - High Level Architecture



5 Continents

10,000+ Employees

FY2018 revenue ~\$600 Million

Innovations in Products & Platforms

Customers Across 25+ Countries



RESOURCES

oracle@birlasoft.com | birlasoft.com

## Enterprise to the Power of Digital™

Birlasoft combines the power of domain, enterprise and digital technologies to reimagine business processes for customers and their ecosystem. Its consultative and design thinking approach makes societies more productive by helping customers run businesses. As part of the multibillion diversified CK Birla Group, Birlasoft with its 10,000 engineers, is committed to continuing our 150 year heritage of building sustainable communities.